



ARMOR OF GOD FAMILY BIBLE STUDY

BY PRYOR CONVICTIONS MEDIA

EPHESIANS 6:10-17

*“PUT ON THE WHOLE ARMOR OF
GOD, THAT YOU MAY BE ABLE TO
STAND AGAINST THE WILES OF
THE DEVIL.”*

DAY ONE - INTRODUCTION: SOLDIERS ARE TO BE PREPARED TO GO INTO BATTLE AT A MOMENT'S NOTICE. THEY ARE TRAINED TO BECOME FAMILIAR WITH THEIR WEAPONS AND SKILLED IN USING THEM. THEY ARE ALSO TRAINED TO KNOW THEIR ENEMY.

IN ANCIENT TIMES, SOLDIERS WORE ARMOR FOR PROTECTION. THEY WORE HELMETS TO PROTECT THEIR HEADS, BREASTPLATES TO PROTECT THEIR CHESTS AND HEARTS, A BELT WITH AN ATTACHED SHEATH TO HOLD THEIR SWORDS, SANDALS ON THEIR FEET AND SOMETIMES GREAVES MADE OF THICK LEATHER OR METAL TO PROTECT THE LOWER PART OF THE LEGS, AND A SHIELD WHICH WAS HELD WITH ONE HAND TO PROTECT THE BODY.

THE APOSTLE PAUL FREQUENTLY SAW ROMAN SOLDIERS IN HIS LIFE AND TRAVELS AND WOULD HAVE BEEN VERY FAMILIAR WITH ALL OF THE PIECES OF THEIR ARMOR. IN EPHESIANS 6, PAUL COMPARES CHRISTIANS TO SOLDIERS AND TELLS US TO PUT ON THE WHOLE ARMOR OF GOD SO WE CAN STAND READY TO FIGHT AGAINST OUR ENEMY THE DEVIL. HE DESCRIBES 6 PIECES OF THE CHRISTIAN ARMOR WHICH WE ARE GOING TO STUDY IN MORE DETAIL. ARE YOU READY TO BE IN THE LORD'S ARMY?

SONG: "I'M IN THE LORD'S ARMY"

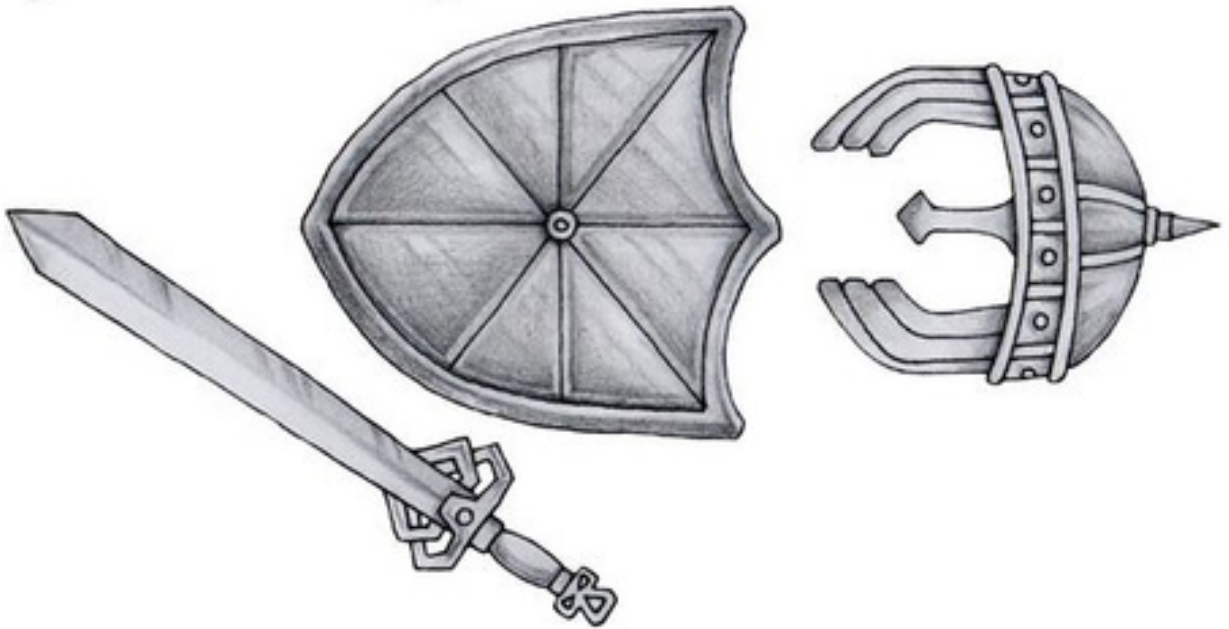
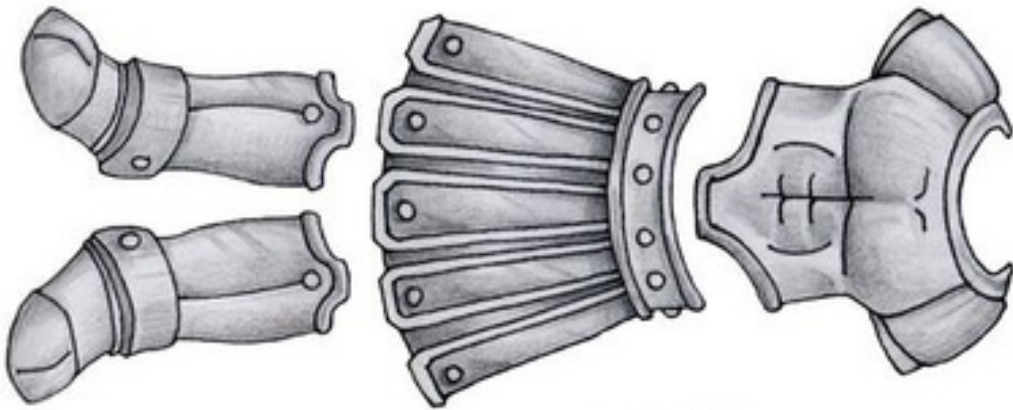

MEMORIZE: EPHESIANS 6:11, "PUT ON THE WHOLE ARMOR OF GOD, THAT YOU MAY BE ABLE TO STAND AGAINST THE WILES OF THE DEVIL."

READ: EPHESIANS 6:10-17 THEN ANSWER THE FOLLOWING QUESTIONS:

- 1) NAME EACH PIECE OF THE CHRISTIAN ARMOR.
- 2) WHY IS ARMOR SO IMPORTANT TO A SOLDIER?
- 3) WHICH PIECES OF ARMOR WOULD BE USED FOR DEFENSE (PROTECTION) AND WHICH ONE WOULD BE USED FOR OFFENSE (A WEAPON OF ATTACK)?
- 4) WHO IS THE ENEMY OF CHRISTIANS?

ACTIVITY: BEFORE YOU BEGIN STUDYING EACH PIECE OF THE ARMOR OF GOD, PRINT AND CUT OUT OUR FRIEND ON THE FOLLOWING PAGE AND EACH PIECE OF HIS ARMOR (ONE PER CHILD). AS YOU WORK THROUGH THIS STUDY EACH DAY, GLUE ON THE PIECE OF ARMOR YOU'RE STUDYING ABOUT THAT DAY.







DAY TWO – THE BELT OF TRUTH:

PUT YOUR FIRST PIECE OF THE ARMOR OF GOD ON YOUR SOLDIER. A SOLDIER'S BELT WAS TIED OR BUCKLED AROUND HIS WAIST AND WOULD USUALLY HAVE A SHEATH TO HOLD HIS SWORD. IT MAY NOT SEEM LIKE AN IMPORTANT PIECE OF ARMOR, BUT IT SERVES AN IMPORTANT FUNCTION BY KEEPING A SOLDIER'S WEAPON CLOSE AND READY TO USE. A SOLDIER'S WEAPON IS HIS SWORD, AND FOR US, IT IS THE SWORD OF THE SPIRIT WHICH IS THE WORD OF GOD. THE BELT HOLDS THE TRUTH AND KEEPS IT CLOSE TO US. GOD IS TRUTH, AND HE ALWAYS WANTS US TO BE TRUTHFUL. WHAT IS THE OPPOSITE OF TRUTH? A LIE. LYING IS ONE OF THE SIX THINGS GOD HATES (PROVERBS 6:16-17). READ JOHN 8:42-44 AND ANSWER THE FOLLOWING QUESTIONS:

- 1) WHO IS SPEAKING IN THESE VERSES?
- 2) WHO DOES NOT STAND IN TRUTH?
- 3) WHO IS THE "FATHER OF LIES"?

MEMORIZE: JOHN 14:6, "JESUS SAID TO HIM, 'I AM THE WAY, THE TRUTH, AND THE LIFE. NO ONE COMES TO THE FATHER EXCEPT THROUGH ME.'" JOHN 17:17, "SANCTIFY THEM BY YOUR TRUTH. YOUR WORD IS TRUTH."

CRAFT: BELTS – CUT OUT A LONG STRIP OF EACH OF THE FOLLOWING MATERIALS TO TIE AROUND YOUR WAIST AS A BELT: BROWN GROCERY BAG, ALUMINUM FOIL, AND HEAVY FABRIC (LIKE DENIM). TRY TYING EACH BELT AROUND YOUR WAIST, THEN PULL AND TUG ON IT, STICK A WOODEN SPOON HANDLE DOWN BEHIND IT AS YOU WEAR IT (LIKE IT'S HOLDING A SWORD). WHAT HAPPENS? DO ONE OR MORE BELTS BREAK? A SOLDIER'S BELT MUST NOT BE WEAK BUT STRONG AND SECURE ENOUGH TO ALWAYS HOLD HIS SWORD. WE MUST NOT LET OUR BELTS OF TRUTH GET WEAK OR BROKEN.

ACTIVITY: TRUE OR FALSE – IT'S IMPORTANT TO KNOW WHAT IS TRUE AND WHAT IS NOT! LET SOMEONE READ THE FOLLOWING STATEMENTS OUT LOUD ABOUT PEOPLE IN THE BIBLE, THEN LET OTHERS DECIDE AND ANSWER IF THEY ARE TRUE OR FALSE. (IF YOU WANT TO KEEP THIS GOING, LET EACH PERSON TAKE A TURN GIVING TRUE OR FALSE STATEMENTS FOR OTHERS TO DECIDE.)

- 1) MOSES BUILT THE ARK. (FALSE)
- 2) DAVID KILLED GOLIATH. (TRUE)
- 3) JOSEPH WAS ONE OF ISAAC'S SONS. (FALSE)
- 4) ANDREW WAS ONE OF JESUS' APOSTLES. (TRUE)
- 5) KING SOLOMON BUILT THE TEMPLE. (TRUE)
- 6) PAUL WENT ON FOUR MISSIONARY JOURNEYS. (FALSE)
- 7) JESUS HAD BROTHERS AND SISTERS. (TRUE)
- 8) CORNELIUS WAS THE FIRST GENTILE CONVERT. (TRUE)
- 9) ISAAC WAS MARRIED TO RACHEL. (FALSE)

10) DEBORAH WAS THE FOURTH JUDGE OF ISRAEL. (TRUE)

*NOW – CAN YOU GO BACK AND MAKE THE FALSE STATEMENTS TRUE?

1) NOAH

3) JACOB

6) THREE

9) REBEKAH



DAY THREE – THE BREASTPLATE OF RIGHTEOUSNESS

GLUE THE BREASTPLATE ON YOUR SOLDIER. A SOLDIER WOULD WEAR A BREASTPLATE OVER HIS CHEST WHICH WOULD COVER AND PROTECT SOME OF HIS VITAL ORGANS, ESPECIALLY HIS HEART. WITHOUT A BREASTPLATE FOR PROTECTION, A SOLDIER COULD VERY EASILY BE WOUNDED OR KILLED BY A SWORD OR ARROW STRIKING HIS BODY. CHRISTIANS ARE TO WEAR A BREASTPLATE OF RIGHTEOUSNESS. RIGHTEOUSNESS IS LIVING RIGHT ACCORDING TO THE WILL OF GOD, FAITHFULLY DOING WHAT GOD REQUIRES. THIS PIECE OF ARMOR HELPS US TO STAND STRONG AGAINST THE WILES, OR TEMPTATIONS, OF THE DEVIL. WHEN WE ARE LIVING RIGHTEOUSLY, WE ARE TRYING TO PLEASE GOD IN EVERYTHING WE DO. READ MATTHEW 25:34-40 AND ANSWER THE FOLLOWING QUESTIONS:

1) WHO IS THE KING IN THIS PASSAGE OF SCRIPTURE?

2) WHAT WERE SOME OF THE GOOD THINGS THE KING SAID THE RIGHTEOUS HAD DONE?

3) WHEN THE RIGHTEOUS DO GOOD WORKS AND SERVE OTHERS, WHO IS ULTIMATELY BEING SERVED?

MEMORIZE: I JOHN 2:29, “IF YOU KNOW THAT HE IS RIGHTEOUS, YOU KNOW THAT EVERYONE WHO PRACTICES RIGHTEOUSNESS IS BORN OF HIM.”

ACTIVITY: WE WANT TO PROTECT OUR HEART BY DOING WHAT IS RIGHT AND PLEASING TO GOD. READ THE FOLLOWING SCENARIOS THEN DISCUSS WHAT IS THE RIGHT THING TO DO:

SCENARIO #1 – SANDY IS NERVOUS ABOUT HER UPCOMING MATH TEST. IF SHE DOESN'T MAKE A GOOD GRADE, SHE WON'T BE ALLOWED TO GO TO THE MOVIES ON SATURDAY. HER FRIEND LISA TELLS HER NOT TO WORRY. LISA SHOWS SANDY HOW TO USE AN APP ON HER PHONE THAT CAN HELP HER SOLVE THE MATH PROBLEMS DURING THE TEST. SANDY DOESN'T FEEL COMFORTABLE ABOUT THIS BEING HONEST, BUT SHE REALLY WANTS TO SEE THE NEW MOVIE. WHAT SHOULD SANDY DO?

SCENARIO #2 – JADEN'S GRANDMOTHER CAME FOR A VISIT. SHE WANTS TO TALK TO JADEN ABOUT THE IMPORTANCE OF LEARNING OBEDIENCE WHILE HE IS YOUNG AND HOW VALUABLE IT WILL BE TO HIM AS HE GROWS OLDER, BUT HE IS IN THE MIDDLE OF PLAYING HIS FAVORITE VIDEO GAME. WHAT SHOULD JADEN DO?

SCENARIO #3 – THERE IS AN ANNOUNCEMENT AT CHURCH THAT A GROUP WILL BE GOING TO THE NURSING HOME THAT AFTERNOON TO SING FOR THE ELDERLY AND SPEND SOME TIME WITH THEM. THE PREACHER WOULD LIKE SEVERAL YOUNG PEOPLE TO GO AS THEY ARE A GREAT ENCOURAGEMENT TO THE ELDERLY PATIENTS. TONY IS INTERESTED IN GOING, BUT WHEN HE ASKS HIS FRIEND MARCO IF HE'S GOING, MARCO SAYS, "NO WAY! THAT'S BORING." WHAT SHOULD TONY DO?

SCENARIO #4 – SAMANTHA, CHRIS AND KIRSTEN ARE FLIPPING THROUGH THE TV CHANNELS WHEN SUDDENLY KIRSTEN YELLS, "STOP! OH, I LOVE THIS SHOW! IT'S SO COOL, LET'S WATCH IT!" SAMANTHA AND CHRIS GLANCE AT EACH OTHER WITH WORRIED EXPRESSIONS ON THEIR FACES – THEY KNOW IT IS NOT A SHOW THAT THEY ARE ALLOWED TO WATCH AND THEY WILL GET IN TROUBLE WITH THEIR PARENTS IF THEY DO. WHAT SHOULD SAMANTHA AND CHRIS DO?

SCENARIO #5 – BOBBY'S MOM SENDS HIM TO THE STORE TO PICK UP SOME BREAD AND EGGS. HE PARKS HIS BIKE AND WALKS THROUGH THE FRONT DOOR. HE IMMEDIATELY SEES FOUR KIDS FROM HIS NEIGHBORHOOD STANDING BY A CANDY DISPLAY. THEY SEE BOBBY AND MOTION FOR HIM TO COME OVER. WHEN BOBBY WALKS UP TO THEM, THEY GRIN AND TELL HIM TO GLANCE DOWN AT THEIR HANDS STUCK IN THEIR POCKETS. BOBBY CAN SEE THE CORNERS OF CANDY BAR WRAPPERS IN EACH OF THEIR HANDS. THEY TELL HIM THEY'LL COVER FOR HIM SO HE CAN GET ONE FOR HIMSELF TOO. WHAT SHOULD BOBBY DO?

SCENARIO #6 – CECILIA'S ROOM IS A MESS AND SHE HAS EXACTLY THIRTY MINUTES TO CLEAN IT UP. HER MOM EXPECTS A THOROUGH JOB TO BE DONE. CECILIA STARTS WORKING BUT SOON REALIZES THAT SHE'LL NEVER BE DONE IN TIME. SHE DECIDES TO TAKE A FEW SHORTCUTS. SHE SHOVES SOME CLOTHES UNDER HER BED AND PULLS THE BEDSPREAD DOWN OVER THE EDGE OF THE BED TO COVER THEM. SHE TAKES SOME OF HER CLEAN LAUNDRY OUT OF THE BASKET AND JUST STUFFS IT IN HER DRAWERS BECAUSE IT WOULD TAKE TOO LONG TO FOLD THEM ALL. SHE PUTS MOST OF HER BOOKS BACK ON THE SHELF BUT TAKES THE REST AND PUTS THEM ON THE FLOOR OF HER CLOSET TO PUT AWAY LATER. HER MOM CALLS OUT AND ASKS CECILIA IF SHE HAS CLEANED HER ROOM. WHAT SHOULD CECILIA DO?



DAY FOUR – SHOES OF THE GOSPEL OF PEACE

GLUE THE SHOES OF THE GOSPEL OF PEACE ON THE FEET OF YOUR SOLDIER. SHOES MAY NOT SEEM LIKE A VERY IMPORTANT PIECE OF ARMOR, BUT IF YOU WERE A SOLDIER, WOULD YOU WANT TO RUN INTO BATTLE BAREFOOT? SHOES PROTECT OUR FEET SO WE CAN WALK AND RUN AROUND WITHOUT HAVING TO WORRY ABOUT WHAT WE MIGHT STEP ON THAT COULD HURT US. THE ARMOR OF GOD HAS SHOES OF THE GOSPEL OF PEACE. WHAT IS THE GOSPEL? THE WORD GOSPEL MEANS, “GOOD NEWS”. WE HAVE THE GOOD NEWS OF JESUS CHRIST THAT WE NEED TO SHARE WITH OTHERS. WE CAN SHARE THAT GOOD NEWS IN MANY WAYS, BUT SOMETIMES IT MAY MEAN PUTTING ON OUR SHOES AND WALKING SOMEWHERE TO TALK TO SOMEONE WHO NEEDS THE PEACE THAT JESUS CAN GIVE THEM THROUGH SALVATION. PAUL AND BARNABAS WERE TWO MISSIONARIES IN THE NEW TESTAMENT WHO WALKED TO MANY CITIES PREACHING THE GOSPEL OF PEACE. READ ACTS 14:21-25 THEN ANSWER THE FOLLOWING QUESTIONS:

- 1) NAME ALL OF THE CITIES PAUL AND BARNABAS VISITED.
- 2) WHAT WERE SOME OF THE THINGS THEY DID IN EACH OF THESE CITIES?
- 3) HOW MANY TIMES IN THESE VERSES DOES IT SAY THEY PREACHED THE GOSPEL OR PREACHED THE WORD?

MEMORIZE: ROMANS 10:15, “AND HOW SHALL THEY PREACH UNLESS THEY ARE SENT? AS IT IS WRITTEN: HOW BEAUTIFUL ARE THE FEET OF THOSE WHO PREACH THE GOSPEL OF PEACE, WHO BRING GLAD TIDINGS OF GOOD THINGS!”

CRAFT: TRACE YOUR FEET ON STURDY CARD STOCK OR CARDBOARD. CUT THEM OUT AND MAKE A PAPER STRAP TO GO OVER THE TOP OF YOUR FEET AND SECURE IT TO THE CUT-OUTS. YOU MAY WANT TO WRITE “GOSPEL OF PEACE” ON THE STRIP THAT GOES ACROSS THE TOP OF YOUR FOOT. WEAR YOUR SHOES OF THE GOSPEL OF PEACE AS YOU DO THE FOLLOWING ACTIVITY.

ACTIVITY: FOR THIS ACTIVITY, YOU WILL NEED A LARGE BLANK WORLD MAP (UNLABELED), AN ATLAS, AND A BUTTON FOR A MARKER. LAY THE LARGE BLANK MAP ON THE FLOOR AND LET EVERYONE SIT AROUND IT. READ MATTHEW 28:18-20, THEN TAKE TURNS TOSSING THE BUTTON ONTO A COUNTRY. LET THE PLAYER WHO TOSSED THE BUTTON EITHER NAME THE COUNTRY OR LOOK IT UP IN THE ATLAS TO FIND ITS CORRECT NAME. CONTINUE THE ACTIVITY UNTIL EACH PERSON HAS LOCATED AND NAMED AT LEAST THREE COUNTRIES. DISCUSS THE GREAT COMMISSION THAT JESUS GAVE TO HIS DISCIPLES AND THE IMPORTANCE OF TAKING THE GOSPEL TO LOST SOULS TODAY. WE NEED TO BE MINDFUL THAT THERE ARE PEOPLE IN EVERY COUNTRY AROUND THE WORLD WHO HAVE NOT BEEN TAUGHT THE GOOD NEWS ABOUT JESUS CHRIST. THIS IS WHY SUPPORTING MISSIONARIES AND PRAYING FOR THEM AND EVEN GOING OURSELVES IF WE GET

AN OPPORTUNITY ARE SO VERY IMPORTANT. WE SHOULD WANT TO TELL EVERYONE WE CAN ABOUT JESUS CHRIST OUR SAVIOR!



DAY FIVE – SHIELD OF FAITH

GLUE THE SHIELD ON YOUR SOLDIER. A SOLDIER WOULD HOLD HIS SHIELD IN ONE HAND TO MOVE IT IN FRONT OF HIS BODY OR UP IN FRONT OF HIS FACE FOR PROTECTION DURING BATTLE. ARROWS WERE COMMONLY USED AS A WEAPON IN ANCIENT WARFARE, SO A SHIELD WOULD COME IN HANDY TO BLOCK THEM FROM PIERCING YOUR BODY! SATAN TRIES TO HURL “FIERY DARTS” OF DOUBT AT US SO WE NEED A SHIELD OF FAITH TO BLOCK THEM FROM HURTING US. FAITH IS TAKING GOD AT HIS WORD. WE BELIEVE HE IS TRUTH AND KEEPS ALL OF HIS PROMISES. READ HEBREWS 11:1-31 AND ANSWER THE FOLLOWING QUESTIONS:

- 1) WHAT WERE SOME OF THE “FIERY DARTS” THE PEOPLE IN THIS PASSAGE FACED?
- 2) WHAT WERE SOME OF THE PROMISES OF GOD THESE PEOPLE BELIEVED?
- 3) WHO IS YOUR FAVORITE HERO OF FAITH AND WHY?

MEMORIZE: HEBREWS 11:6, “BUT WITHOUT FAITH IS IMPOSSIBLE TO PLEASE HIM, FOR HE WHO COMES TO GOD MUST BELIEVE THAT HE IS, AND THAT HE IS A REWARDER OF THOSE WHO DILIGENTLY SEEK HIM.”

CRAFT: SHIELD – ON STURDY CARDBOARD, DESIGN A SHIELD AND CUT IT OUT, DECORATING IT AS YOU WOULD LIKE WITH PAINT, MARKERS, ETC. SHIELDS CAME IN DIFFERENT SIZES AND SHAPES. SOME WERE ROUND LIKE A CIRCLE, SOME WERE OVAL IN SHAPE WHILE OTHER LOOKED LIKE A RECTANGLE OR LIKE THE IMAGE IN THIS LESSON. BE CREATIVE!

ACTIVITY: SHIELD YOURSELF FROM FIERY DARTS! USE THE SHIELD YOU MADE AS A CRAFT, OR USE SOMETHING ELSE AS A SHIELD (SUCH AS A PILLOW, SAUCEPAN LID, ETC.) FOR THIS ACTIVITY. PICK ONE PERSON TO THROW “FIERY DARTS” (THESE CAN BE GLOW STICK WANDS, OR COTTON BALLS DABBED IN ORANGE CHALK, OR SOMETHING ELSE AS LONG AS IT IS SAFE!). EVERYONE ELSE NEEDS TO USE THEIR SHIELDS TO PROTECT THEMSELVES. AFTER PLAYING FOR A WHILE, DISCUSS WHAT MIGHT HAPPEN TO A SOLDIER IN BATTLE IF HE DID NOT HAVE A SHIELD. WHAT WOULD HAPPEN TO US AS CHRISTIANS IF WE PUT DOWN OR LOSE OUR SHIELD OF FAITH?




DAY SIX – HELMET OF SALVATION

GLUE THE HELMET ON THE HEAD OF YOUR SOLDIER. A SOLDIER WOULD WEAR A HELMET TO PROTECT HIS HEAD IN BATTLE. WHETHER IT WAS FROM FLYING ARROWS OR SPARKS FROM FIRE, A HELMET WOULD SERVE TO COVER THE ENTIRE HEAD, SOMETIMES SHIELDING PARTS OF THE FACE AS WELL. IN THE CHRISTIAN ARMOR, SALVATION IS SO IMPORTANT. DO YOU KNOW WHAT SALVATION MEANS? IT MEANS TO SAVE, RESCUE, SET FREE, OR DELIVER. WHEN WE SIN, WE ARE SEPARATED FROM GOD. HE WANTS US TO BE SAVED, TO BE SET FREE FROM SIN AND TO BE BROUGHT BACK TO HIM. WE ARE SAVED BY THE BLOOD OF JESUS WHICH COVERS US AND CLEANSSES US FROM SIN. WE NEED THAT PROTECTION BECAUSE THE DEVIL WILL TRY HARD TO TEMPT US TO SIN. SO, HOW DOES ONE BECOME SAVED? THERE ARE MANY EXAMPLES IN THE BOOK OF ACTS, ONE OF WHICH IS FOUND IN ACTS 8:26-39. READ THIS PASSAGE THEN ANSWER THE FOLLOWING QUESTIONS:

- 1) WHO WAS SAVED IN THIS PASSAGE?
- 2) WHO PREACHED THE GOSPEL TO HIM?
- 3) WHAT WERE SOME OF THE THINGS THIS MAN DID IN ORDER TO BECOME SAVED?
- 4) HOW DID THIS MAN FEEL AFTER HE WAS SAVED?

MEMORIZE: MARK 16:16, “HE WHO BELIEVES AND IS BAPTIZED WILL BE SAVED; BUT HE WHO DOES NOT BELIEVE WILL BE CONDEMNED.”

ACTIVITY: HATS OF SALVATION – FOR THIS ACTIVITY YOU WILL NEED 6 HATS, ADHESIVE LABELS, BIBLES, AND A WHITE BOARD OR PAPER TO MAKE A LIST. WRITE THE FOLLOWING SCRIPTURE REFERENCES ONE PER LABEL: ROMANS 10:17, JOHN 3:36; LUKE 13:3; ROMANS 10:10; ACTS 2:38; REVELATION 2:10. PLACE ONE LABEL ON EACH HAT THEN PASS THE HATS OUT FOR THE FAMILY TO WEAR. CALL ON THE ONE WITH ROMANS 10:17 TO READ THAT VERSE THEN WRITE DOWN THE FIRST STEP TO SALVATION: HEARING. CALL ON THE ONE WITH JOHN 3:36 TO READ THAT VERSE THEN WRITE DOWN THE SECOND STEP TO SALVATION: BELIEVING. CALL ON THE ONE WITH LUKE 13:3 TO READ THAT VERSE THEN WRITE DOWN THE THIRD STEP TO SALVATION: REPENTANCE. CALL ON THE ONE WITH ROMANS 10:10 TO READ THAT VERSE THEN WRITE DOWN THE FOURTH STEP TO SALVATION: CONFESSION. CALL ON THE ONE WITH ACTS 2:38 TO READ THAT VERSE THEN WRITE DOWN THE FINAL STEP TO SALVATION: BAPTISM. CALL ON THE ONE WITH REVELATION 2:10 TO READ THAT VERSE THEN WRITE DOWN WHAT WE MUST DO AFTER WE'VE BEEN SAVED: BE FAITHFUL.



DAY SEVEN – SWORD OF THE SPIRIT

GLUE YOUR FINAL PIECE OF ARMOR ON YOUR SOLDIER BY PLACING HIS SWORD IN HIS HAND. UP TO NOW, THE FIRST FIVE PIECES OF ARMOR WE'VE TALKED ABOUT WERE USED FOR PROTECTION OR WHAT A SOLDIER WOULD USE TO DEFEND HIMSELF. THE LAST PIECE OF ARMOR IS WHAT A SOLDIER WOULD USE AS A WEAPON TO GO ON THE OFFENSE. WE HAVE SOMETHING EVEN SHARPER THAN A SWORD AND MORE POWERFUL IN OUR ARMOR OF GOD – WE HAVE THE WORD OF GOD! EPHESIANS 6:17 TELLS US THAT THE SWORD OF THE SPIRIT IS THE WORD OF GOD, OUR BIBLE. JESUS USED HIS SWORD OF THE SPIRIT WHEN SATAN WAS TEMPTING HIM IN MATTHEW 4. READ MATTHEW 4:1-11 AND ANSWER THE FOLLOWING QUESTIONS:

- 1) HOW MANY TIMES DID SATAN TEMPT JESUS?
- 2) HOW DID JESUS FIGHT EACH TEMPTATION?
- 3) WHAT DOES PSALM 119:11 TELL US TO DO?
- 4) HOW DOES THE WORD OF GOD HELP US FIGHT TEMPTATION?

MEMORIZE: PSALM 119:11, “YOUR WORD HAVE I HIDDEN IN MY HEART, THAT I MIGHT NOT SIN AGAINST YOU.”

CRAFT: SWORD - TRY MAKING A MIGHTY SWORD FOR YOURSELF! FOR THIS CRAFT, YOU WILL NEED STURDY CARDBOARD, SILVER AND BROWN PAINT OR SILVER DUCT TAPE OR ALUMINUM FOIL. DRAW AND CUT OUT A SWORD SHAPE FROM STURDY CARDBOARD. NEXT, EITHER PAINT THE HANDLE AND BLADE, OR COVER THE BLADE WITH DUCT TAPE OR ALUMINUM FOIL FOR A SHINY SILVER LOOK. FOR A STURDIER SWORD, YOU CAN USE WOODEN PAINT STIRRERS FROM A HARDWARE STORE INSTEAD OF CARDBOARD.

ACTIVITY: SWORD DRILLS - A GOOD SOLDIER KNOWS HOW TO WIELD HIS SWORD BY PRACTICING AND TRAINING WITH IT. LET'S PRACTICE USING OUR “SWORDS” BY DOING SOME SWORD DRILLS. EVERYONE NEEDS THEIR OWN BIBLE FOR THIS ACTIVITY. AS THE FOLLOWING SCRIPTURES ARE CALLED OUT, LET EVERYONE TURN IN THEIR BIBLES TO LOCATE THE VERSE AS QUICKLY AS POSSIBLE. THE FIRST PERSON TO FIND THE VERSE MAY READ IT OUT LOUD, ALTHOUGH TIME SHOULD BE GIVEN FOR EVERYONE TO TURN TO THE VERSE. THESE VERSES HAVE TO DO WITH OBEDIENCE TO THE LORD: PSALM 119:60; I JOHN 5:3; DEUTERONOMY 5:33; LEVITICUS 22:31; ACTS 5:29; GENESIS 26:4-5; EZEKIEL 20:19-20; DEUTERONOMY 28:1; I KINGS 2:3; I PETER 2:21; PSALM 128:1; LUKE 11:28; JEREMIAH 7:23; I SAMUEL 15:22; ECCLESIASTES 12:13.